

AutoCount Plug Ins:- Inter-company Posting

Table of Content

Objective	2
System requirement	2
Setup & Installation	3
Access Right	5
Posting Field.....	6
Default Account Book	7
Batch Update	8
Change Item Code.....	9
Change Item UOM	10
Options.....	11

Intercompany Posting

Objective

Intercompany Posting is designed for users who want to post Items, Debtors, and Creditors in Headquarter to multiple companies.

The benefits are below:

- Increased productivity and simplified transactions
- Minimized error with one-time entry of information, automated updates
- Efficient, cost effective transactions with HQ and subsidiary companies

System requirement

System requirement as below:

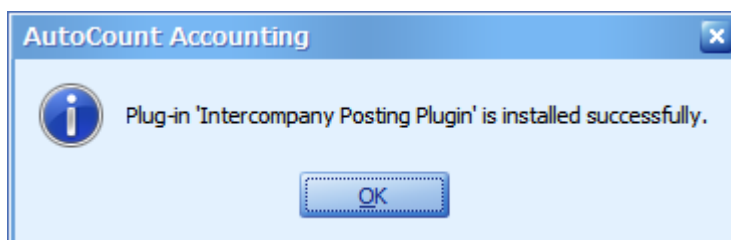
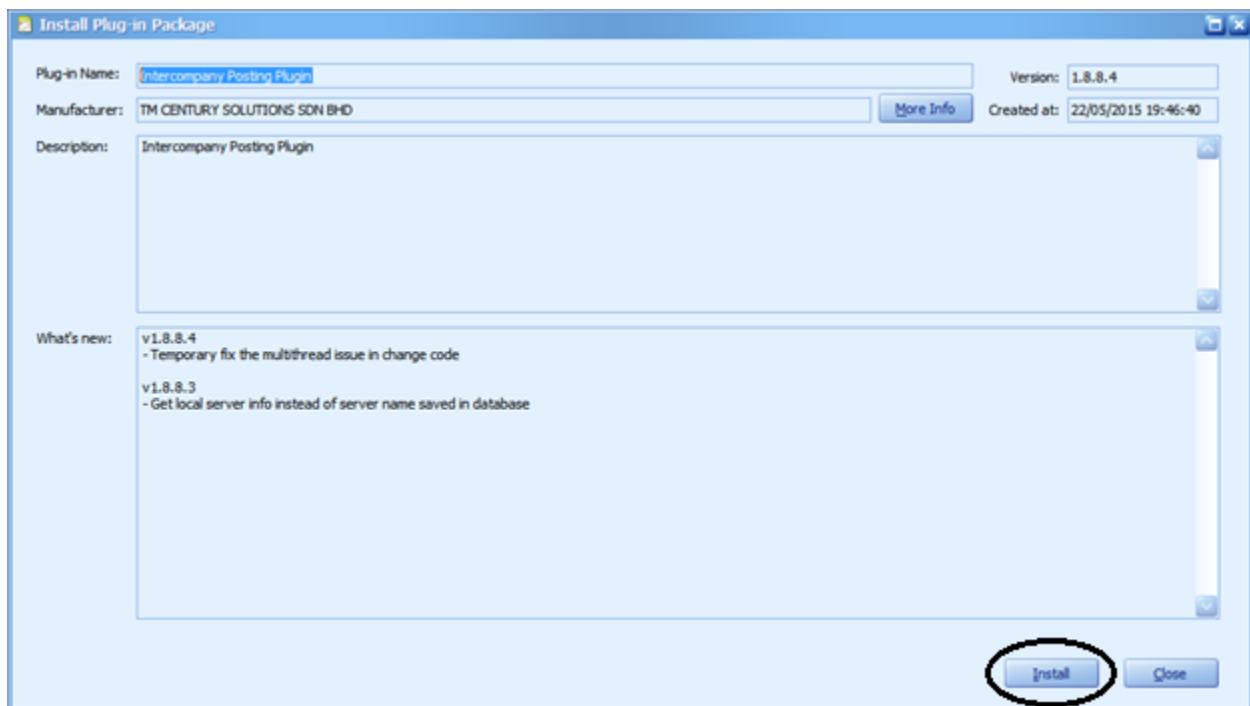
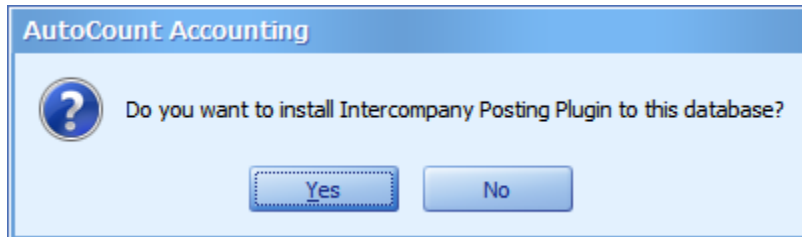
- AutoCount Version 1.8.8 and above
- AutoCount Basic Version or Scripting module
-

Download from www.AutocountSupport.com

- Login ID and password is user
- Click on TMCS Plug-in Download (Ver 1.8)
- Click on Inter-Posting link to download

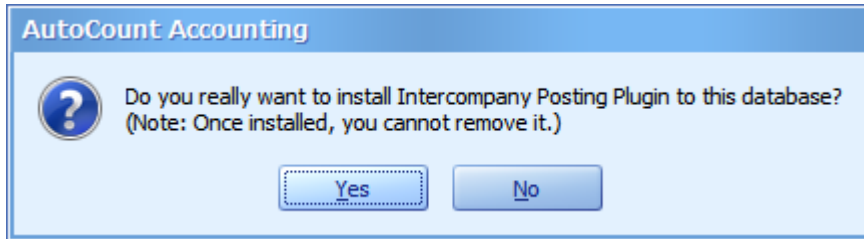
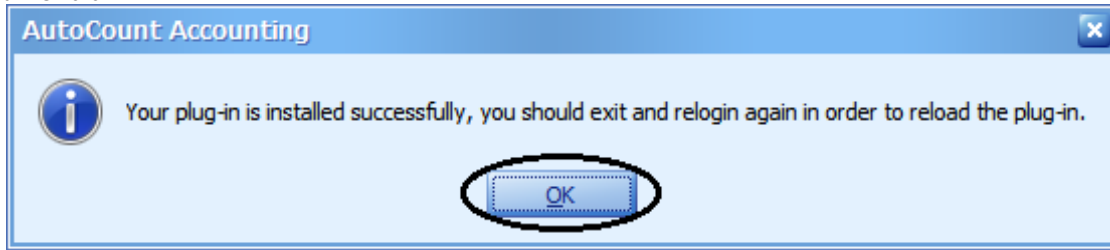
Setup & Installation

Tools > Plug Ins Manager > Installation



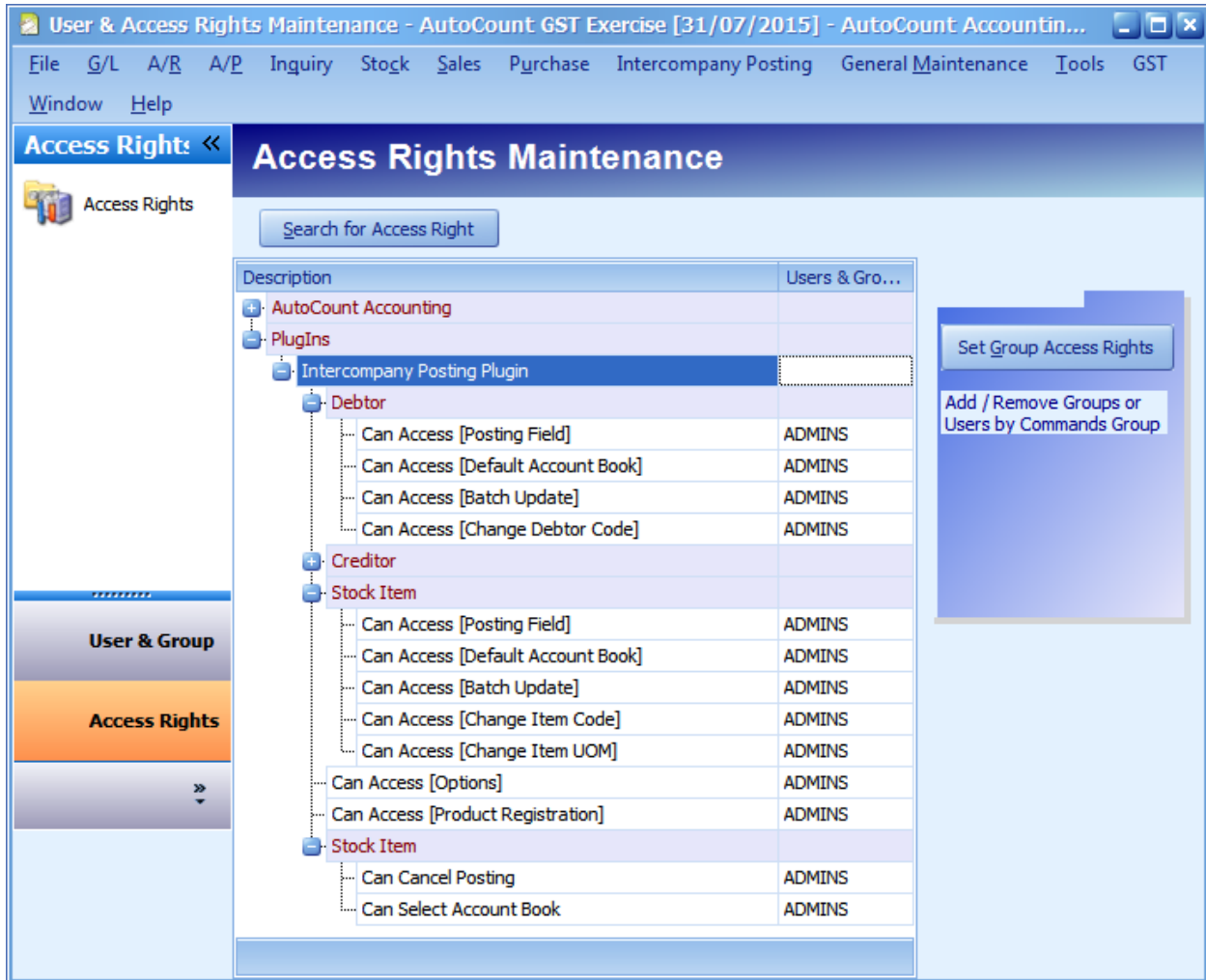


J-TECH SYSTEM





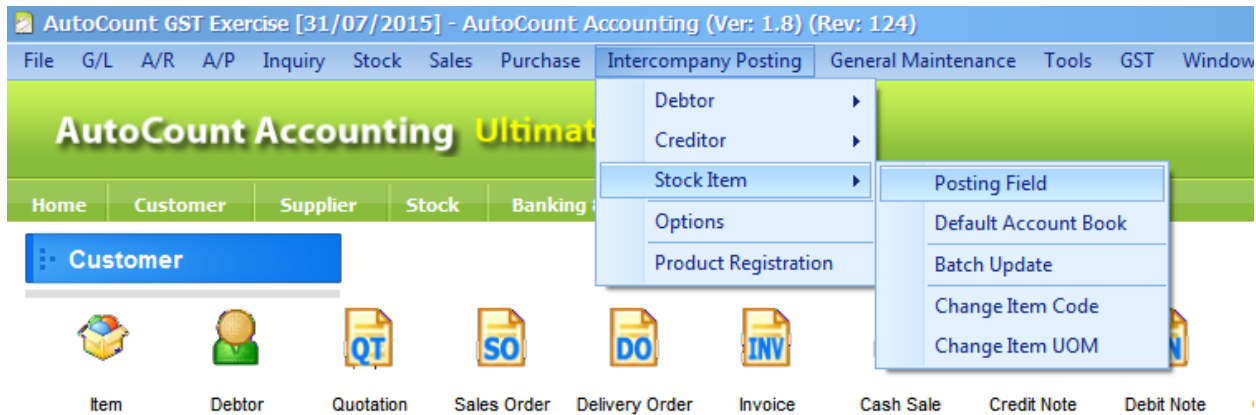
User Maintenance > Access Right



Description	Users & Gro...
AutoCount Accounting	
PlugIns	
Intercompany Posting Plugin	
Debtor	
Can Access [Posting Field]	ADMINS
Can Access [Default Account Book]	ADMINS
Can Access [Batch Update]	ADMINS
Can Access [Change Debtor Code]	ADMINS
Creditor	
Stock Item	
Can Access [Posting Field]	ADMINS
Can Access [Default Account Book]	ADMINS
Can Access [Batch Update]	ADMINS
Can Access [Change Item Code]	ADMINS
Can Access [Change Item UOM]	ADMINS
Can Access [Options]	ADMINS
Can Access [Product Registration]	ADMINS
Stock Item	
Can Cancel Posting	ADMINS
Can Select Account Book	ADMINS



Intercompany Posting > Stock Item > Posting Field



Note:

Just tick on the item which need to post to other account book



Intercompany Posting > Stock Item > Default Account Book

Default Account Book - Stock Item

Default Account Book - Stock Item

Check All Uncheck All Refresh Check Connectivity & Save Save Cancel

Drag a column header here to group by that column

Select	Server Name	Database Name	Company Name	User Name	Password	Remark	Version
<input type="checkbox"/>	EVELYN-PC\A2006	AED_AJI	AJI-NO-RIKI (MALAYSIA) SDN. BHD.			29/07/2015	1.0.9.54
<input type="checkbox"/>	(local)\A2006	AED_asdef	asdef				1.0.9.51
<input type="checkbox"/>	(local)\A2006	AED_AutoCount_Training	AutoCount Accounting (System) Training			18/08/2015	1.0.9.53
<input type="checkbox"/>	(local)\A2006	AED_AutoCount	AutoCount GST Exercise			07/05/2015	1.0.9.53
<input checked="" type="checkbox"/>	(local)\A2006	AED_AutoCount_0	AutoCount GST Exercise			Live	1.0.9.53
<input type="checkbox"/>	(local)\A2006	AED_AutoCount_20150801	AutoCount GST Exercise			31/07/2015	1.0.9.55
<input type="checkbox"/>	(local)\A2006	AED_AutoCountTraining	AutoCount Training Sdn Bhd				1.0.9.53
<input type="checkbox"/>	(local)\A2006	AED_BENOVA	BENOVA MARKETING SDN BHD			13/08/2015	1.0.9.53
<input type="checkbox"/>	(local)\A2006	AED_BESITENNIK	BESITENNIK TRADING1			27/07/2015	1.0.9.53
<input type="checkbox"/>	(local)\A2006	AED_BRB	BRB SILICONE SYNTHESIS SDN BHD			07/05/2015	1.0.9.49
<input type="checkbox"/>	(local)\A2006	AED_CAVOTECH	CAVOTECH SDN BHD			23/06/2015	1.0.9.53
<input type="checkbox"/>	(local)\A2006	AED_CHANG	CHANG CHIANG TRADING			26/05/2015	1.0.9.52
<input type="checkbox"/>	(local)\A2006	AED_COMPUTER	COMPUTER MEDIA SUPPLIES (M) SDN. BHD.			28/04/2015	1.0.9.51
<input type="checkbox"/>	(local)\A2006	AED_DEMO	DEMO				1.0.9.49
<input type="checkbox"/>	(local)\A2006	AED_DEMO1814	DEMO1814			FA	1.0.9.53
<input type="checkbox"/>	EVELYN-PC\A2006	AED_EyezM	Eyez Optometry (M) Sdn Bhd			10/07/2015	1.0.9.51
<input type="checkbox"/>	(local)\A2006	AED_DEMO_20150807	First Decor SB				1.0.9.53
<input type="checkbox"/>	EVELYN-PC\A2006	AED_FUYAT	FU YAT (M) SDN. BHD. 111			19/06/2015	1.0.9.53
<input type="checkbox"/>	(local)\A2006	AED_JETMEN	JETMEN SEAFOOD TRADING SDN BHD			14/08/2015	1.0.9.54
<input type="checkbox"/>	(local)\A2006	AED_JETMEN_0	JETMEN SEAFOOD TRADING SDN BHD			18/08/2015	1.0.9.53
<input type="checkbox"/>	(local)\A2006	AED_JOHANN	JOHANN FREIGHT SDN BHD			09/06/2015	1.0.9.52

Record 5 of 49

Setting

Step 1, Just tick on the checkbox where you want to post to

Step 2, Tick and Check Connectivity & Save

Take Note:

HQ Account Book – Must install Item Posting Plug-ins

Other Account Book – no compulsory to install the Item Posting, depend if this account book is allow to edit and post to HQ account book



Intercompany Posting > Stock Item > Batch Update

Batch Update - Stock Item - AutoCount GST Exercise [31/07/2015] - AutoCount Accounting (Ver: 1.8) (Rev: 124)

File G/L A/R A/P Inquiry Stock Sales Purchase Intercompany Posting General Maintenance Tools GST Window Help

Batch Update - Stock Item

Filter Options

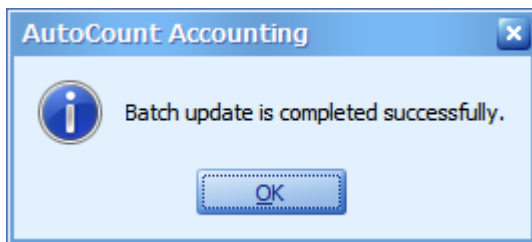
Item Code : No filter
 Item Group : No filter
 Item Type : No filter

Inquiry Advanced Search Check All Uncheck All Post Hide Options Close

Drag a column header here to group by that column

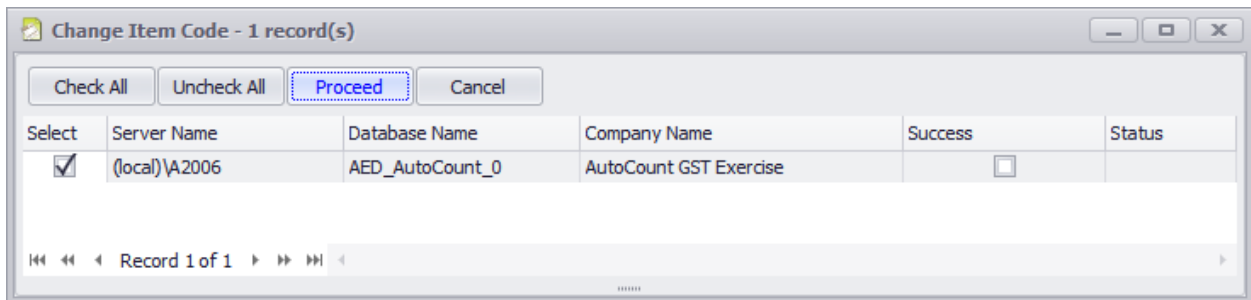
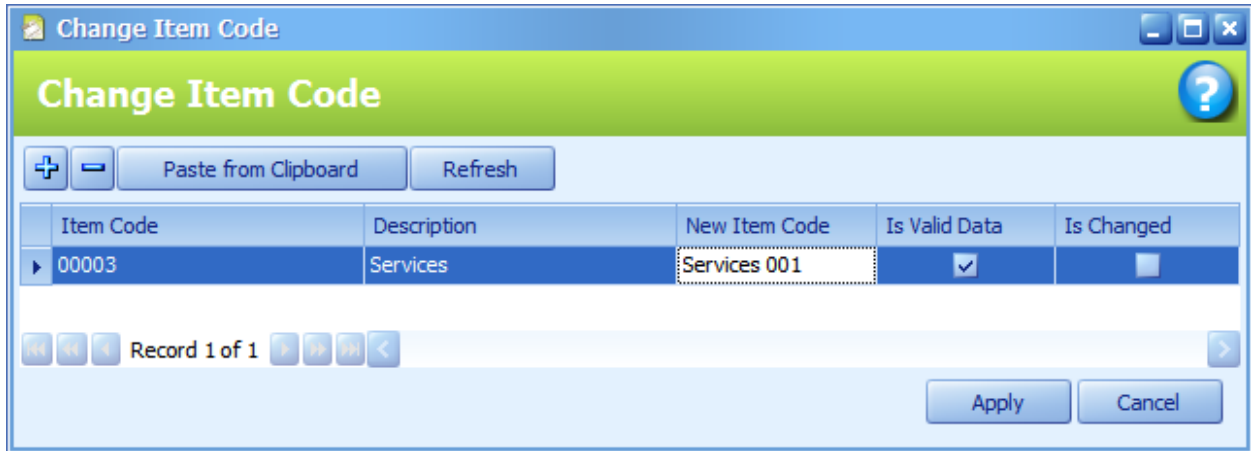
Select	Success	Item Code	Description	Item Group	Item Type	Stock Control	Is Active
<input type="checkbox"/>	<input type="checkbox"/>					<input type="checkbox"/>	<input type="checkbox"/>
<input checked="" type="checkbox"/>	<input checked="" type="checkbox"/>	00001	Goods Standard	HW	ASUS	<input checked="" type="checkbox"/>	<input checked="" type="checkbox"/>
<input checked="" type="checkbox"/>	<input checked="" type="checkbox"/>	00002	Goods Zero			<input checked="" type="checkbox"/>	<input checked="" type="checkbox"/>
<input checked="" type="checkbox"/>	<input checked="" type="checkbox"/>	00003	Services			<input type="checkbox"/>	<input checked="" type="checkbox"/>
<input checked="" type="checkbox"/>	<input checked="" type="checkbox"/>	Item 00001	Item Description 00001	Group 1	Type A	<input checked="" type="checkbox"/>	<input checked="" type="checkbox"/>
<input checked="" type="checkbox"/>	<input checked="" type="checkbox"/>	Item 00002	Item Description 00002	Group 1	Type A	<input checked="" type="checkbox"/>	<input checked="" type="checkbox"/>
<input checked="" type="checkbox"/>	<input checked="" type="checkbox"/>	Item 00003	Item Description 00003	Group 1	Type A	<input checked="" type="checkbox"/>	<input checked="" type="checkbox"/>
<input checked="" type="checkbox"/>	<input checked="" type="checkbox"/>	Item 00004	Item Description 00004	Group 1	Type A	<input checked="" type="checkbox"/>	<input checked="" type="checkbox"/>
<input checked="" type="checkbox"/>	<input checked="" type="checkbox"/>	Item 00005	Item Description 00005	Group 1	Type A	<input checked="" type="checkbox"/>	<input checked="" type="checkbox"/>
<input type="checkbox"/>	<input type="checkbox"/>	Item 00006	Item Description 00006	Group 1	Type A	<input checked="" type="checkbox"/>	<input checked="" type="checkbox"/>
<input type="checkbox"/>	<input type="checkbox"/>	Item 00007	Item Description 00007	Group 1	Type A	<input checked="" type="checkbox"/>	<input checked="" type="checkbox"/>
<input type="checkbox"/>	<input type="checkbox"/>	Item 00008	Item Description 00008	Group 1	Type A	<input checked="" type="checkbox"/>	<input checked="" type="checkbox"/>
<input type="checkbox"/>	<input type="checkbox"/>	Item 00009	Item Description 00009	Group 1	Type A	<input checked="" type="checkbox"/>	<input checked="" type="checkbox"/>
<input type="checkbox"/>	<input type="checkbox"/>	Item 00010	Item Description 00010	Group 1	Type A	<input checked="" type="checkbox"/>	<input checked="" type="checkbox"/>

Record 8 of 53





Intercompany Posting > Stock Item > Change Item Code



Note:

Paste from Clipboard function, you may need to

ItemCode	Description	NewItemCode
Item 00001	Item Description 00001	00001 Item
Item 00002	Item Description 00002	00002 item
Item 00003	Item Description 00003	00003 item



Intercompany Posting > Stock Item > Change Item UOM

Item Code	Description	UOM	New UOM	Is Valid Data	Is Changed
Item 00001	Item Description 00001	Unit	Pcs	<input checked="" type="checkbox"/>	<input checked="" type="checkbox"/>
Item 00002	Item Description 00002	Unit	Pcs	<input checked="" type="checkbox"/>	<input checked="" type="checkbox"/>
▶ Item 00003	Item Description 00003	Unit	Pcs	<input checked="" type="checkbox"/>	<input checked="" type="checkbox"/>

Paste from Clipboard functions

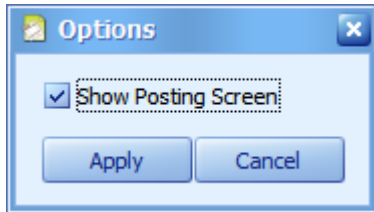
Item Code	Description	UOM	New UOM
Item 00001	Item Description 00001	Unit	Pcs
Item 00002	Item Description 00002	Unit	Pcs
Item 00003	Item Description 00003	Unit	Pcs

Apply to change

Select	Server Name	Database Name	Company Name	Success	Status
<input checked="" type="checkbox"/>	(local)\A2006	AED_AutoCount_0	AutoCount GST Exercise	<input checked="" type="checkbox"/>	Update



Intercompany Posting > Options



Posting Screen as below show

